



State NR Row 2

Design







Vehicles


New Zealanders are twice as likely to die in a crash if the car they're travelling in was built before 2000.

The average age of cars here is more than 14 years. Transport











Safe Roads 2 "HUH KUH"



How are we tracking in relation to the other OECD countries?

- 26th out of 32 OECD countries
- 7.0 vs 2.3 Fatalities per 100,000 population / year
- <https://www.itf-oecd.org/IRTAD>





-
- “ A \$600M government investment over 6 years.
 - “ Targeting high-speed rural state highways with a high crash risk.
 - “ Aim is to prevent 900 deaths and serious injury crashes over 10 years.k.



Example Waikato/BOP Project Map



Where are our projects?



Communication



