

Dulux

DULUX SUSTAINABLE SOLUTIONS

MORE THAN
JUST PAINT



DULUX WASH & WEAR WITH ECO CHOICE



DULUX AQUANAMEL



DULUX PROFESSIONAL ENVIRO



DULUX WASTE PAINT HARDENER



DULUX ENVIROWASH SYSTEM



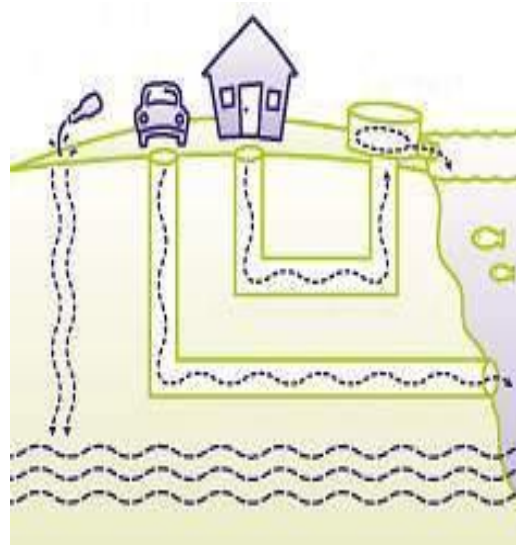


While the climate change debate has cooled
Sustainability is increasingly urgent.

The Problem



Construction site - North Melbourne
September 12th, 2010



Painters around the world are washing up directly
to ground which can seep into waterways

DULUX SUSTAINABLE SOLUTIONS



Why use EnviroWash

- We all need to act responsibly and 'do the right thing' to **Protect our Environment**
- It's a **Legal Requirement** dirty paint wash water (arising from a Professional Painter or Business) is a **Prescribed Industrial Waste** ⁽¹⁾
 - **Waste from the ... use of inks, dyes, pigments, paints, lacquers and varnishes**

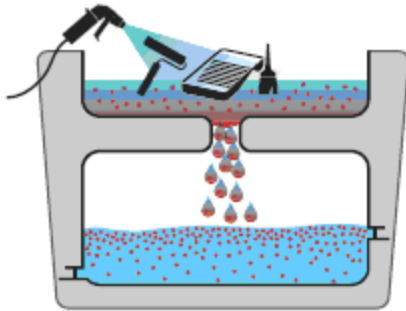
⁽¹⁾ EPA (Prescribed Waste) Regulations 1998, S.R. No. 95/1998, Schedule 1 – Part B, Page 38 (amended 8.04.08)



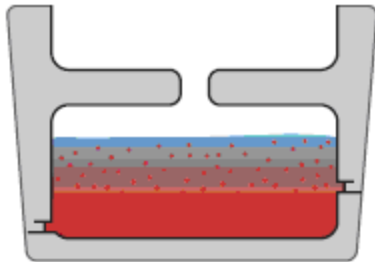
ES-160p



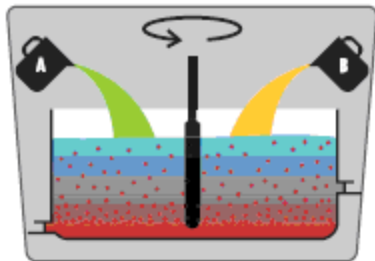
ES-800



1. Wash painting equipment

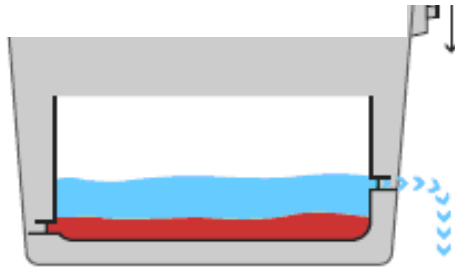


2. Filtration tank collects paint washings

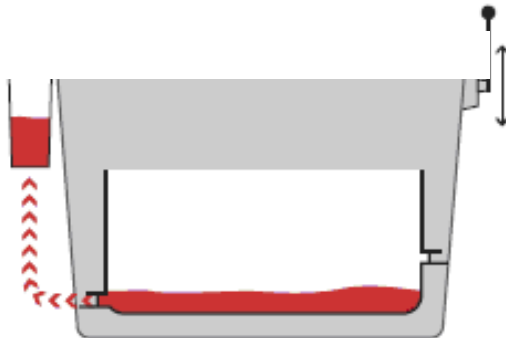


3. Two-part treatment chemicals are added to separate solids and water

3. Chemicals are added to separate water and solid matter



4. Clean water is released for reuse



4. After 1 – 6 hours, clean clear water is released to ground*

5. Sludge is pumped out of the tank, filtered and air dried before disposal as non-hazardous solid waste

[* Water phase re used, released to lawns/garden, sewer (requirements to be clarified) or re-used on work site. Not discharged to stormwater or to enter water course.]

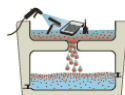
Operating Instructions

Dulux® EnviroWash™ System Operating Instructions

Dulux EnviroWash System cleans water based paints and coatings from applicator tools.

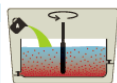
FOR USE WITH WATER BASED PAINTS AND COATINGS ONLY. Not suitable for Oil or Solvent based paints.

1. Use water to wash tools in the unit. Fill unit to Fill Line.



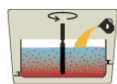
2. Remove sink and stir unit contents.
3. Add Part A additive as listed below. (NOTE: Addition rate per full unit.)

Model	Part A
ES 160	50 grams
ES 450	125 grams
ES 800	250 grams



4. Stir for 30 seconds.
5. Add Part B additive as listed below. (NOTE: Addition rate per full unit.)

Model	Part B
ES 160	100 grams
ES 450	250 grams
ES 800	500 grams



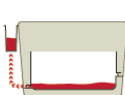
6. Stir for 30 seconds then leave for 1 minute before re-stirring

7. Leave to settle. Flocculation should start immediately.* Settlement time is typically 1-6 hours. Best results are achieved if allowed to settle overnight.



8. Discharge cleaned water through the clean water outlet onto flat grassy areas with property owner approval, or recycle into other trade related applications.

9. Open sludge outlet valve and pump all sludge into sludge filter bag(s). Allow filter bag to drain, then empty out wet sludge into a suitable container for air drying.



10. Once sludge is dry, dispose of as non-hazardous solid waste in general household or industrial waste bins.

* If visible effects of separation are not immediate add more Part B additive according to dose rate per full unit. If this still does not cause effect, see www.dulux.com.au/applicator Refer to Product Information for troubleshooting advice or call Dulux Customer Service 13 23 77.

Part A & Part B additives can be purchased at your local Dulux Trade Outlet. Call 13 23 77 or visit www.dulux.com.au/applicator to locate your nearest Outlet.

DO NOT use Oil or Solvent Paints in the EnviroWash. Do not add concentrated paint to the System. Disposal of water must comply with regulatory requirements. No disposal to stormwater. Disposal to sewer must be with Water Authority Approval. Disposal of solid matter may be to waste bins in accordance with EPA standards. For safe disposal of unwanted water based coatings Dulux recommends the use of Dulux Waste Paint Hardener.



Dulux Australia, 1050 Dandenong Road, Clayton VIC 3168
 Dulux is a registered trademark.
 EnviroWash is a trademark.



Dulux

DULUX SUSTAINABLE SOLUTIONS



 **PROGRAMMED**
Property Services

zero/harm



the women's
the royal women's hospital
victoria

Bovis
Lend Lease



Department of
Justice



**PROGRAMMED
MAINTENANCE
SERVICES**



RioTinto



Westfield



EnviroWash System

- A full range of ancillary and replacement parts are available to order:

DULUX SUSTAINABLE SOLUTIONS



Dulux Waste Paint Hardener

- Turns unwanted water-based paints / timber coatings into inert solid waste
- How to Use
 - Add 50g per 1L of paint
 - Stir until the paint forms a solid mass
 - Leave for 2 hours with the lid off
- Dispose of hardened Waste Paint in household or industrial hard rubbish
... and recycle paint container
- One 500g tub will solidify 10L of water based paint



Water based Paint Spill Kit



Use in the same way as current products!
At significantly lower quantity!

New Products

DULUX SUSTAINABLE SOLUTIONS



1000L water storage tank

Questions?