


Maximising Durability and Performance of Marking Systems

NZRF Conference

Rotorua

Aug 23-24 2011



Factors affecting performance

AS4049.4

- Pavement Texture
- Applications Conditions
- Application Equipment
- Application Rate
- Aggregates
- Glass Bead
- Protection from Traffic
- Traffic Type and Volume
- Road Geometry and Dimensions
- Initial and Subsequent Application
- Compatibility
- Effect of Contaminants or pre treatments
- Pavement Luminance

Any System have 3 Critical components

- Effective binder
 - Waterbased,
 - PMMA
 - Thermo
- Quality reflective
 - Media
 - Potters Glass beads
 - 3M Elements
- Application technique



Components affecting systems performance

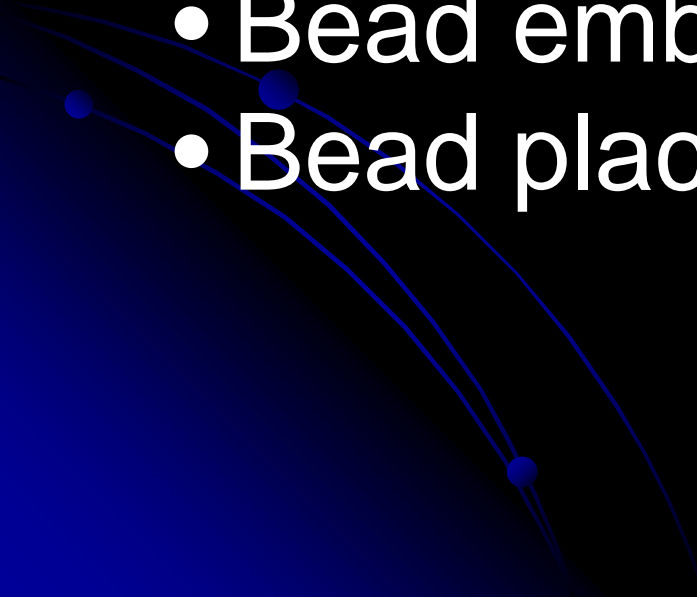
Critical Components in Systems	Common problems
Binder content - too low / too high	Excessive wear / dirt pickup, extra cost
Binder quality- poor	Yellowing, unpredictable reactions, slow dry, poor adhesion to substrate or reflective media
Reflective media quantity- too low	Low retro's, poor retention, excessive wear
Reflective media quality	Poor retention, Low optical quality, eg rounds or inclusions, crushing, dustiness
Application	Poor bead retention, rapid wear, low retro, excessive downtime, blockages, incorrect film weights, uncontrolled variances, equipment wear, product loss, high consumables, risky behaviour

Application related problems by Binder type

Thermoplastic	Diagnosis
Low initial retro	Poor quality or insufficient glass bead, excessive temperature at application, incorrect coating on bead, road needs trafficking
Rapid loss of retro in service	Thermo too cold at application, incorrect coating on bead

Paint or PMMA	Diagnosis
Low initial retro	Early bead loss, insufficient film thickness, insufficient beads, incorrect bead coating, bead roll, early trafficking
Rapid loss of retro in service	Insufficient paint, insufficient bead

Common Diagnosis'

- Effect of Traffic
 - Adhesion Coatings
 - Paint film thickness
 - Bead embedment
 - Bead placement and population
- 

Effect of Traffic Optimum Retro

- Don't measure too soon after application.
- Paint dust, Thermo waxes
- Coatings
- Angular particles shadowing
- Requires some trafficking and weathering
- Measure approx one week after
- Some markings continue to rise over 1yr

Adhesion Coatings

- Proprietary chemical coating
- Promotes adhesion
- Binder specifics
- Other coatings: water proofing or flow enhancers

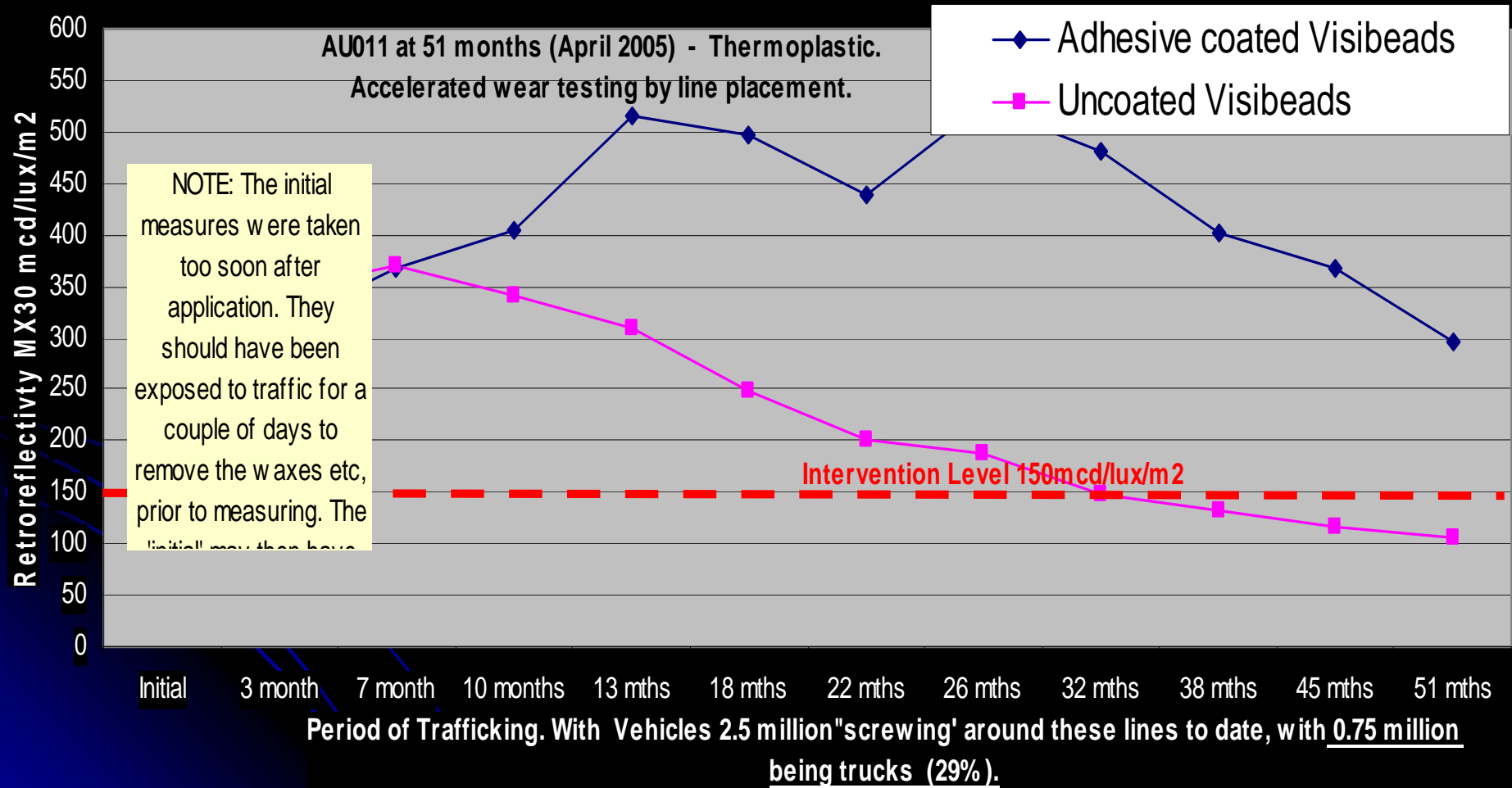
R- Recommended NR-Not Recommended O- Optional

System	Type B	Type C	Type D or DHR
Thermo	NR	NR	R
PMMA	R	R	R
Waterborne Paint	NR	NR	O

Adhesion Coatings for PMMA



Adhesion Coatings for Thermo



Paint Film Thickness



The surface elements provide a barrier between the binder and the vehicle's tyres to enhance durability



Bead Embedment




Glass beads
require 60%
embedment for
optimum
retroreflectivity
and to provide
a mechanical
lock for
durability



Bead Placement and Population

- **No bead roll**
- **No bead bounce**
- **Double the retroreflectivity**
- **Retroreflectivity equalised for both viewing directions**




Do it right in waterborne

**Section 26 at 53 months
14mm chipseal**

**Waterborne Paint /
Visimax™ Type D-HR
Performer**

**Dry retro 232mcd
Wet retro 85mcd
BPN 55**

**After approx 23 million
LANE vehicles
Ref AU017 Trial**



Do it right in PMMA

Section 33 at 53 months

Best PMMA Performer

**Dry retro 292mcd -
Wet retro 122mcd -
BPN 51**



Do it Right in thermo

2 ½ years Est ADT 50,000.
Dense grade asphalt
pavement.

Edgeline observations:
Almost 100% loss of the
smaller sized beads.

**Dry retro 440mcd, wet
retro 107mcd.**



Summary

- Choosing good quality products is only half the picture
- The other half is specification and application

SPECIFICATION and APPLICATION

- The grade of good quality glass bead- Pristine Type B vs Type D drop on
- The retained bead rate or bead retention vs bead application rate
- A clear expected retro number 12 months into the life cycle
- Paint film thickness matching the type of substrate and bead type
- Wet and dry specs for thermoplastics
- Coating recommendations for PMMA in Audio Tactile markings

AND then know what to look for