

## CERTIFICATE OF COMPLIANCE NZTA T/12:2013

<b>Applicator:</b>	Hino FC Mac Stripper, registration number BQY303, Plant Number:116033 Type LA																					
<b>Owner:</b>	Downer NZ Ltd 133 Main South Road Green Island Dunedin 9018																					
<b>Test Description:</b>	<b>The pavement marking applicator as described by this certificate has been tested under the conditions described and found to comply with the relevant requirements of TNZ Specification NZTA T/12:2013.</b>																					
<b>Test Conditions:</b>	<p>The scope of the Certification was as follows:</p> <p>1) Application of Extruded Flat Thermoplastic to Schedule One, with thickness in accordance with NZTA P/22:2006, NZTA P30:2008 and NZTA T12:2013.</p> <p>2) Application of Audio Tactile Markings to Schedule Two, with markings in accordance with NZTA M/24:2006, NZTA P30:2008 and NZTA T12:2013.</p> <p>3) Application of Profiled Multi Dot Line Markings to Schedule Three, with thickness in accordance with DNZ Multi Dot Line Technical Specification NZTA P/30:2008 and NZTA T/12:2013 .</p>																					
<b>Test Identification:</b>	<p>The tests were carried out at the Downer NZ Depot at 645 Great South Rd Penrose, Auckland, from May 25<sup>th</sup> 2025 to May 26<sup>th</sup> 2025.</p> <p>The Applicator Chassis Number is JHDFC4JJPXXX101157.</p> <p>The test materials used were:</p> <p>Damar Multi-Grade Thermoplastic for Schedule One, Schedule Two, and Schedule Three.</p> <p>Potters Intermix Glass Beads were used for Schedule One, Two and Three</p>																					
<b>Equipment Tested:</b>	Extrusion Heads	Mac Striperes Mini Mac	FC 1 & 2																			
	Structured Head	Hofmann MDL300	721/0136																			
	Audiotactile Heads	DNZ Multi Width	HS 1 & 2																			
	Extruder	Mac Stripers Mini Mac	75mm FC																			
	Temperature Controller	Carel	FC																			
	Compressor	Ingersoll Rand	8830199																			
	Speedometer	Roadmarker	FC																			
	Bead Guns	Graco Shovel																				
<b>Applicator Speeds:</b>	<table> <tr> <th rowspan="2">Schedule</th><th colspan="3">Line Width</th></tr> <tr> <th>100mm</th><th>150mm</th><th>200mm</th></tr> <tr> <td><b>One</b></td><td>6.44</td><td>5.51</td><td>5.24</td></tr> <tr> <td><b>Two</b></td><td></td><td>5.13 &amp; 5.22</td><td></td></tr> <tr> <td><b>Three</b></td><td>6.35</td><td>5.75</td><td>4.84</td></tr> </table>			Schedule	Line Width			100mm	150mm	200mm	<b>One</b>	6.44	5.51	5.24	<b>Two</b>		5.13 & 5.22		<b>Three</b>	6.35	5.75	4.84
Schedule	Line Width																					
	100mm	150mm	200mm																			
<b>One</b>	6.44	5.51	5.24																			
<b>Two</b>		5.13 & 5.22																				
<b>Three</b>	6.35	5.75	4.84																			
<b>Special Notes:</b>	The applicator is not capable of applying turn arrows.																					
<b>Premelter:</b>	Pre-Melter Unit LKQ535 T/18 Certificate No:5974 was used for the T/12 tests.																					

# CERTIFICATE OF COMPLIANCE NZTA T/12:2013

## Schedule One

### Extruded Flat Thermoplastic in Accordance with NZTA P/22:2006

The markings when applied to flat electro-galvanised steel plates met all dimension and performance requirements as specified in NZTA P22: 2006, NZTA P30: 2008 and NZTA T12:2013.

The values specified in NZTA P/22:2006 used for determination of compliance were as follows:

#### Gap Length Between Segments

Where gap is 3.0m or more  $\pm 300\text{mm}$

Where gap is less than 3.0m but greater than 1.0m  $\pm 150\text{mm}$

Where gap is 1.0m or less  $\pm 50\text{mm}$

#### Length of Segments

Where segment is longer than 5.0m  $\pm 150\text{mm}$

Where segment is shorter than 5.0m but longer than 1.0m  $\pm 75\text{mm}$

Where segment is 1.0m or shorter  $\pm 50\text{mm}$

#### Thermoplastic Line Width

All line widths  $+10\% - 5\%$  of the specified values 100mm, 150mm & 200mm

#### Thermoplastic Height

New markings – asphalt 2.0 – 2.5mm

New markings – chipseal 2.0 – 3.0mm

#### Retroreflectivity

AS/NZS 2009 Potters Intermix Glass Beads,

Applied uniformly at a minimum rate of 300 grams/m<sup>2</sup>

Reflectivity (dry – R): A minimum of 150 mcd/m<sup>2</sup>/lux.

Reflectivity (condition of wetness – RW): A minimum of 80 mcd/m<sup>2</sup>/lux.

#### Day Time Visibility.

Minimum Qd of 100 mcd/m<sup>2</sup>/lux



#### Colour.

**White;** A discolouration of not more than 4/5 from colour Y35 of AS2007S

**Yellow;** A discolouration of not more than 4/5 from colour Y13 - Y14 of AS2007S

#### Skid Resistance

Greater than 50 BPN but less than 65 BPN



# CERTIFICATE OF COMPLIANCE NZTA T/12:2013

## Schedule Two

### Thermoplastic Audio-Tactile in Accordance with NZTA M24: 2006, NZTA P/30:2008 and T/12:2013

The markings when applied to flat electro-galvanised steel plates meet all dimension and performance requirements as specified in NZTA M24: 2006 Specification for Audio-Tactile Profiled Roadmarkings, NZTA P/30:2008 Specification for High Performance Roadmarkings and NZTA T/12:2013 Specification For Long-Life Pavement Marking Material Applicator Testing.

The values specified in NZTA M/24, NZTA P/30 and NZTA T/12:2013 used for determination of compliance were as follows.

#### Thermoplastic Line Width

All line widths +10% - 5% of the specified value 150mm

#### Thermoplastic Base Height

N/A Profile Blocks only

#### Raised Blocks

Spacing between blocks +5% - 5% of specified value (250mm)  
Spacing between blocks +5% - 5% of specified value (500mm)  
Length of block +30% - 20% of specified value (50mm)  
Width of block +30% - 20% of specified value (150mm)  
Block Height -5% +15% of specified value (8.0mm)

#### Retroreflectivity

AS/NZS 2009 Potters Intermix Glass beads applied uniformly at a minimum rate of 300 grams/m<sup>2</sup>.  
Reflectivity (dry – R): A minimum of 150 mcd/m<sup>2</sup>/lux.  
Reflectivity (condition of wetness – RW): A minimum of 80 mcd/m<sup>2</sup>/lux.

#### Day Time Visibility.


Minimum Qd of 100 mcd/m<sup>2</sup>/lux

#### Colour.

**White;** A discolouration of not more than 4/5 from colour Y35 of AS2007S

**Yellow;** A discolouration of not more than 4/5 from colour Y13 - Y14 of AS2007S

#### Skid Resistance: Not Applicable





# CERTIFICATE OF COMPLIANCE NZTA T/12:2013

## Schedule Three

**Profiled “MultiDotLine” - markings in Accordance with DNZ Technical Specification, NZTA P/30:2008, and NZTA T/12:2013**

### MultiDot Line Application

Inside of a housing a hollow cylinder (scattering drum) positioned at the periphery and equipped with outlets is rotating during forward movement of the extruder. At a lockable slot, which width corresponds to the requested line width, outlets continuously open and close when the cylinder periphery is sliding along towards the road.

Through these outlets the thermoplastic marking material will be applied in portions on the road.

The result is an exact defined regular pattern with regular distribution.

The markings when applied to flat electro-galvanised steel plates meet all dimension and

performance requirements as specified in NZTA P/30:2008 Specification for High Performance Roadmarkings.

The values specified in NZTA P/30:2008 used for determination of compliance were as follows:

### Gap Length Between Segments

Where gap is 3.0m or more  $\pm 300\text{mm}$

Where gap is less than 3.0m but greater than 1.0m  $\pm 150\text{mm}$

Where gap is 1.0m or less  $\pm 50\text{mm}$

### Length of Segments

Where segment is longer than 5.0m  $\pm 150\text{mm}$

Where segment is shorter than 5.0m but longer than 1.0m  $\pm 75\text{mm}$

Where segment is 1.0m or shorter  $\pm 50\text{mm}$

### MultiDot Line Dots

1. Material application rate of  $4.4\text{kg/m}^2 \pm 10\%$
2. A coverage between 55 and 75%
3. Line appearing continuous when sitting in a passenger car.

### MultiDot Line Widths

All line widths  $+10\% - 5\%$  of the specified values 100mm, 150mm & 200mm

### Retroreflectivity

AS/NZS 2009 Potters Intermix Glass beads applied uniformly at a minimum rate of  $300\text{grams/m}^2$

Reflectivity (dry – R): A minimum of  $150\text{mcd/m}^2/\text{lux}$ .

Reflectivity (condition of wetness – RW):

A minimum of  $80\text{mcd/m}^2/\text{lux}$ .

### Day Time Visibility.

Minimum Qd of  $100\text{mcd/m}^2/\text{lux}$



### Colour.

**White;** A discolouration of not more than 4/5 from colour Y35 of AS2007S

**Yellow;** A discolouration of not more than 4/5 from colour Y13 - Y14 of AS2007S

### Skid Resistance

Greater than 50 BPN but less than 65 BPN



**CERTIFICATE OF COMPLIANCE**  
**NZTA T/12:2013**



Registration Details: [NZRF Stamp & Unique Number}  
6054

**Initial Certificate**  
**Issuing Officer:** **R J Ridings**  
Quality Surveillance Ltd

**Testing Officer:** **P Del Favero** Downer NZ LTD

**Signed:**



**Date of Expiry:** **26th May 2026**

 The New Zealand  
**Roadmarkers**  
Federation Inc  
PO Box 13 605, Auckland